

Roll Control.

System

ADJUSTABLE DIVE TANK BRACKETS

Slide into Roll Control[®]
Aluminum Track for
vertical, on-board
storage.

Brackets
fold down
flat and out
of the way
when not
in use.



The Plastic Solution Provider

Manufactured by
Lighthouse Industries
D/B/A East Coast Plastics
8620 NW LTC Parkway
Port St. Lucie, FL 39486

Roll Control System

TRACK MOUNTING INSTRUCTIONS

1. Cut Track to desired length to fit the location for the Roll Control Brackets and other accessories in boat or van.
2. Remove all burrs from exposed ends with a file and radius front edges (Fig. A).
3. Drill and countersink holes for 1/4" flat head bolt 1-1/4" from the end of the Track (Fig. B). Screw heads must be flush or below surface of Track.

NOTE: Track may be mounted flush to surface (Fig. C) or spaced with Roll Control Mounting Kit to match horizontal or vertical angle of surface (Figs. D & E).

Be sure to allow adequate room at end of Track to allow Roll Control Brackets, Rod Holders, and other accessories to slide in.




Fig. A

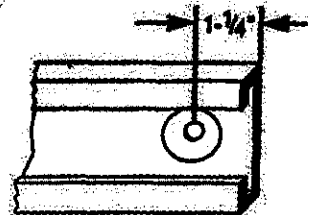


Fig. B

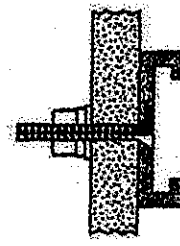


Fig. C

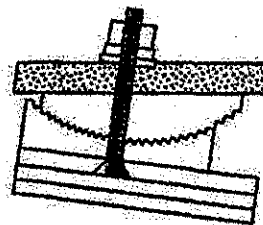


Fig. D

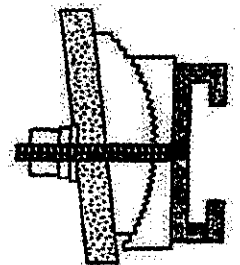



Fig. E

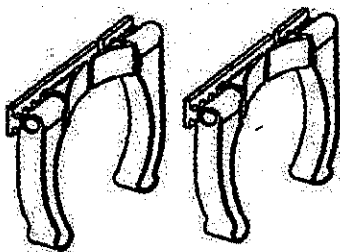
BRACKET INSTALLATION INSTRUCTIONS



Standard Brackets (1 Piece)

Insert Standard Brackets into one end of mounted Track and slide to desired position. Be sure to use correct diameter bracket for tank diameter being used. 72 cubic inch is 6.9", 80 cubic inch is 7.25" and 100 cubic inch is 8" diameter. Align bottom of tank under Bracket and push against Bracket to snap tank into Bracket.

NOTE: Placing tank in Bracket will cause Bracket to open in Track so it no longer slides easily.



Adjustable Brackets (2 Pieces)

Adjustable Brackets work the same as the Standard Brackets above with one exception: Before Bracket is inserted in the Track, it must be set to fit the desired tank at the desired tension. For example, it is recommended to set 2 clicks out from fully closed for 80 cubic inch tank.

NOTE: The amount of tension to hold the tank is left to the discretion of the captain. East Coast Plastics makes no guarantee on specific settings.



The Plastic Solution Provider

Manufactured by:
Lighthouse Industries D/B/A East Coast Plastics
8620 NW LTC Parkway • Port St. Lucie, FL 39486
772.429.1774 • Fax 772.429.1662