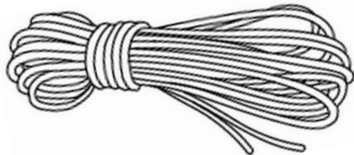


COVER FITTING INSTRUCTIONS

1. Locate front of the cover (Tag indicates front)
2. Fit Front of the cover over Bow and unroll over the Boat

ROPE CLEAT ASSEMBLING INSTRUCTIONS

Components Supplied



Rope



Rope Cleat x2

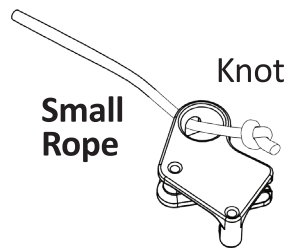


End Cap x2

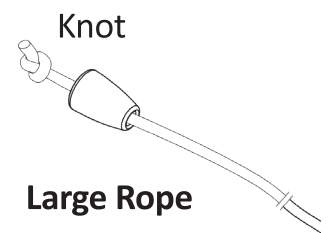
STEP 1

- Cut 2 pieces of **Small rope 0.5m**
- Cut 2 pieces of **Large rope 3.5m**
- To prevent fraying burn the end of the rope

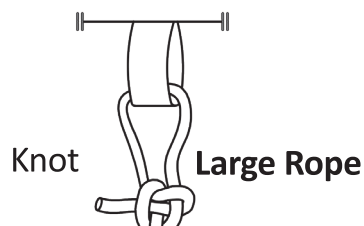
STEP 2



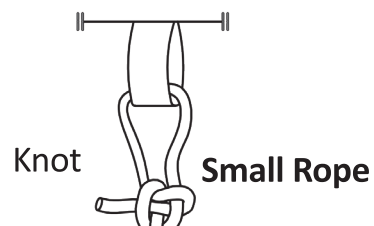
STEP 3



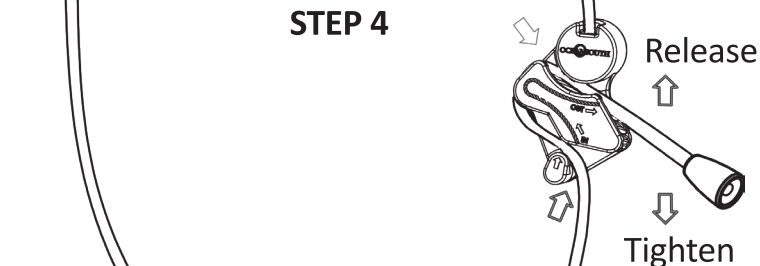
Loop on Boat Cover



Loop on opposite side of the Boat Cover



STEP 4



Large rope goes under the hull of the boat

Total Sets 2