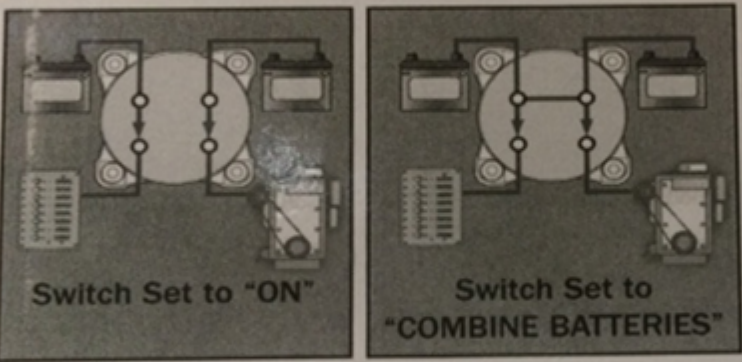


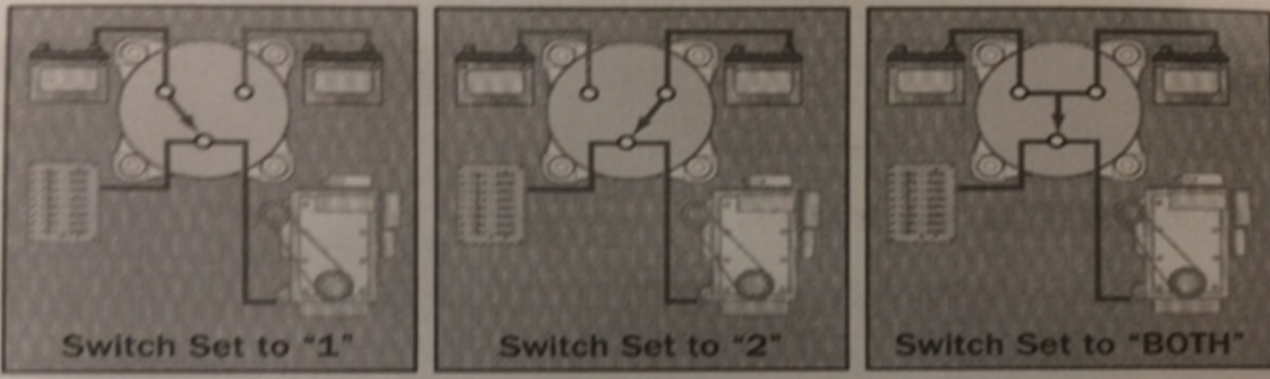
Application SELECTA MK III



Switch Set to "ON"

Switch Set to "COMBINE BATTERIES"

Application SELECTA MK II



Switch Set to "1"

Switch Set to "2"

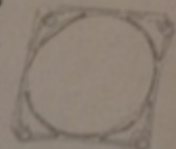
Switch Set to "BOTH"

Attention

ATTENZIONE: I motori devono essere spenti prima di posizionare su "OFF"
IMPORTANT: engines must be stopped before switching "OFF"

Incluso / Included

- Ghiera per montaggio dietro paratia
Flush-mount bezel



DIP006907SP